

# Our Campus

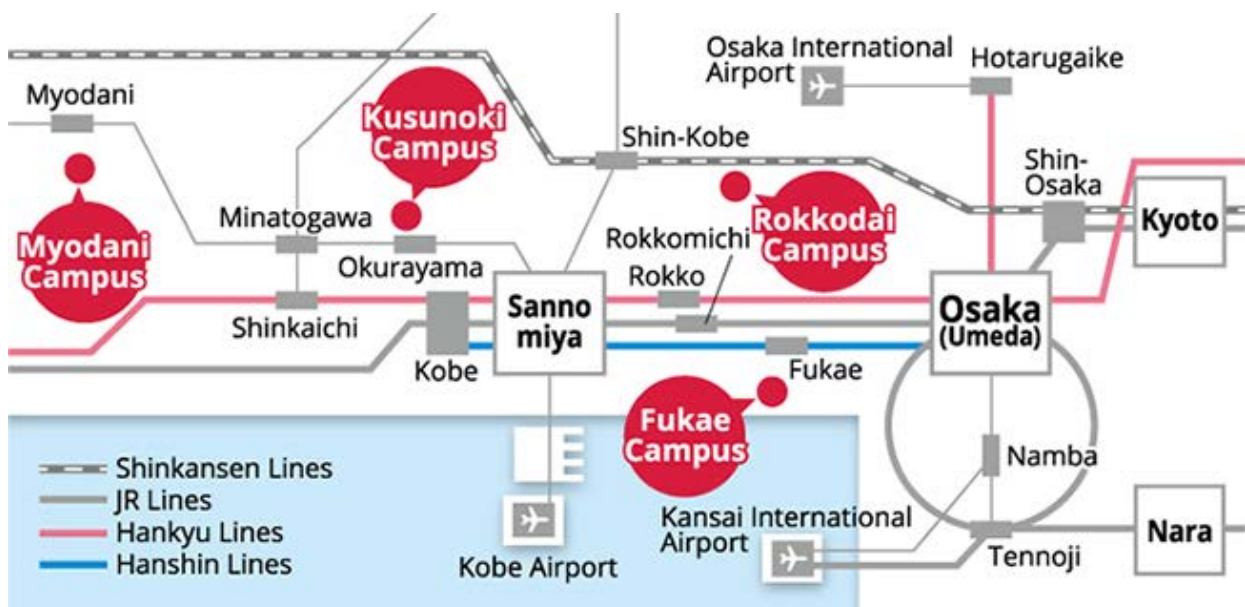
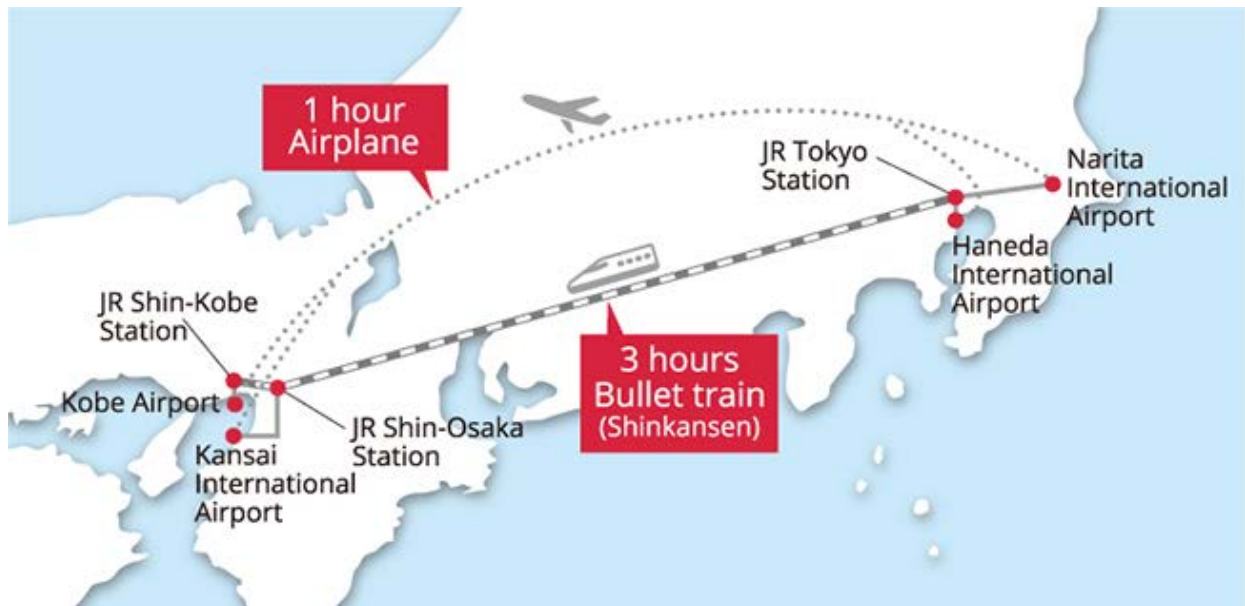
**Updated on** March 1, 2016



Interactive maps and printable PDFs are available for all seven campus locations. The interactive maps include information about wifi, dining, shops, libraries, historic landmarks, and access via public transport.

See the “We Recommend” links to the right for PDF maps of each campus, or [click here to start exploring](#)

## Access from Tokyo



# Access to our campuses

## Rokkodai Campus



Rokkodai 1st Campus  
 Rokkodai 2nd Campus  
 Tsurukabuto 1st Campus  
 Tsurukabuto 2nd Campus

→ [Details on the next page](#)

JR Kansai Airport Station



JR Osaka Station



JR Rokkomichi Station



**Kobe University Rokkodai Campus**

### By Railway

- Take JR (Japan Railways) Kansai Airport Line from "Kansai Airport" station and get off at "Osaka" station (time required: 1 hour). Change to JR Kobe Line and get off at "Rokkomichi" station (5th station by express train, time required: 25 min./ fare: 1,660 yen).
- When taking a train from "Kansai Airport," go up to the second floor of the passenger terminal building and go through the passage to the concourse.

[Train Route Finder](#)

### By Bus

- Take the Limousine Bus bound for "Kobe Sannomiya" from Kansai International Airport (time required: 65 min./ fare: 1,800 yen). At "Sannomiya," go to Hankyu Railways and get onto the Kobe Line concourse bound for "Umeda." Take the local train to "Rokko" station (3rd stop, time required: 6 min./ fare: 180 yen).
- How to use the limousine bus: go out of the passenger terminal building and buy a ticket for "Kobe Sannomiya" at the ticket counter; board the bus at No. 6 bus

stop.

[KATE Airport Limousine web site](#) 

## By MK "Skygateshuttle" Omnibus

- Take MK "Skygateshuttle" to your destination in Chuo-ku, Higashinada-ku, Nada-ku, Hyogo-ku in Kobe city from Kansai International Airport (fare: 2,300 yen, one-way/per person).
- Reservation by phone or by web is required up to 2 days prior to the date of use.
- When using the MK "Skygateshuttle" omnibus, go to the MK counter on the first floor of the passenger terminal.

[MK "Skygateshuttle" web site](#)

## From the nearest stations to Rokkodai Campus


<p>From: Hanshin "Mikage" station, JR "Rokkomichi" station, Hankyu "Rokko" station</p>	<p>Take Kobe City Bus -</p> <p>Rokkodai 1st Campus: No. 36 to Shindai Seimon Mae</p> <p><b>Rokkodai 2nd Campus: No. 36 to Shindai Honbu Kougakubu Mae</b></p> <p>Tsurukabuto 1st Campus: No. 16 to Kokusai Bunkagaku Kenkyuka Mae</p> <p>Tsurukabuto 2nd Campus: No. 36 to Shindai Ningen Hattatsu Kankyogaku Kenkyuka Mae</p>	<p>For details and alternative bus routes please see the campus map PDFs.</p> <p><a href="#"><u>→Next Page</u></a></p>
--	--	--

# Rokkodai 2nd Campus


Bus route for No.36 

From "Hanshin Mikage" or "JR Rokkomichi" or "Hankyu Rokko"



 Shindai Kokusai  
Bunkagaku Kenkyuuka Mae

This is where to get off the bus/taxi

 Shindai Bunrinougakubu Mae

 Shindai Honbu Kogakubu Mae

Cafeteria (11:00-19:00)  
Vending Machine  
3 min. walk from Venue 102

Convenience store  
(7:00-11:00)

 Rokkodai Minamiguchi

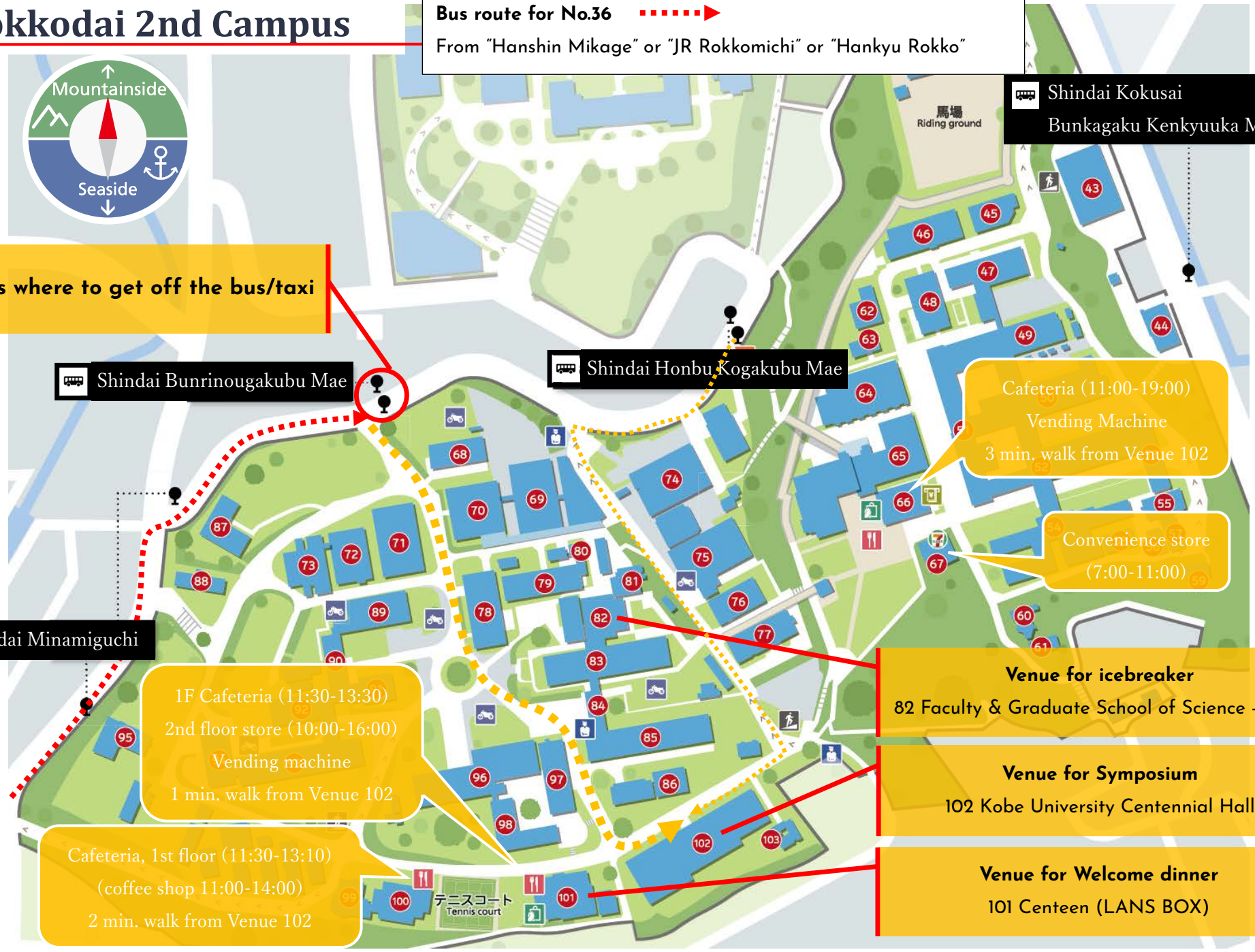
1F Cafeteria (11:30-13:30)  
2nd floor store (10:00-16:00)  
Vending machine  
1 min. walk from Venue 102

**Venue for icebreaker**  
82 Faculty & Graduate School of Science - Z103

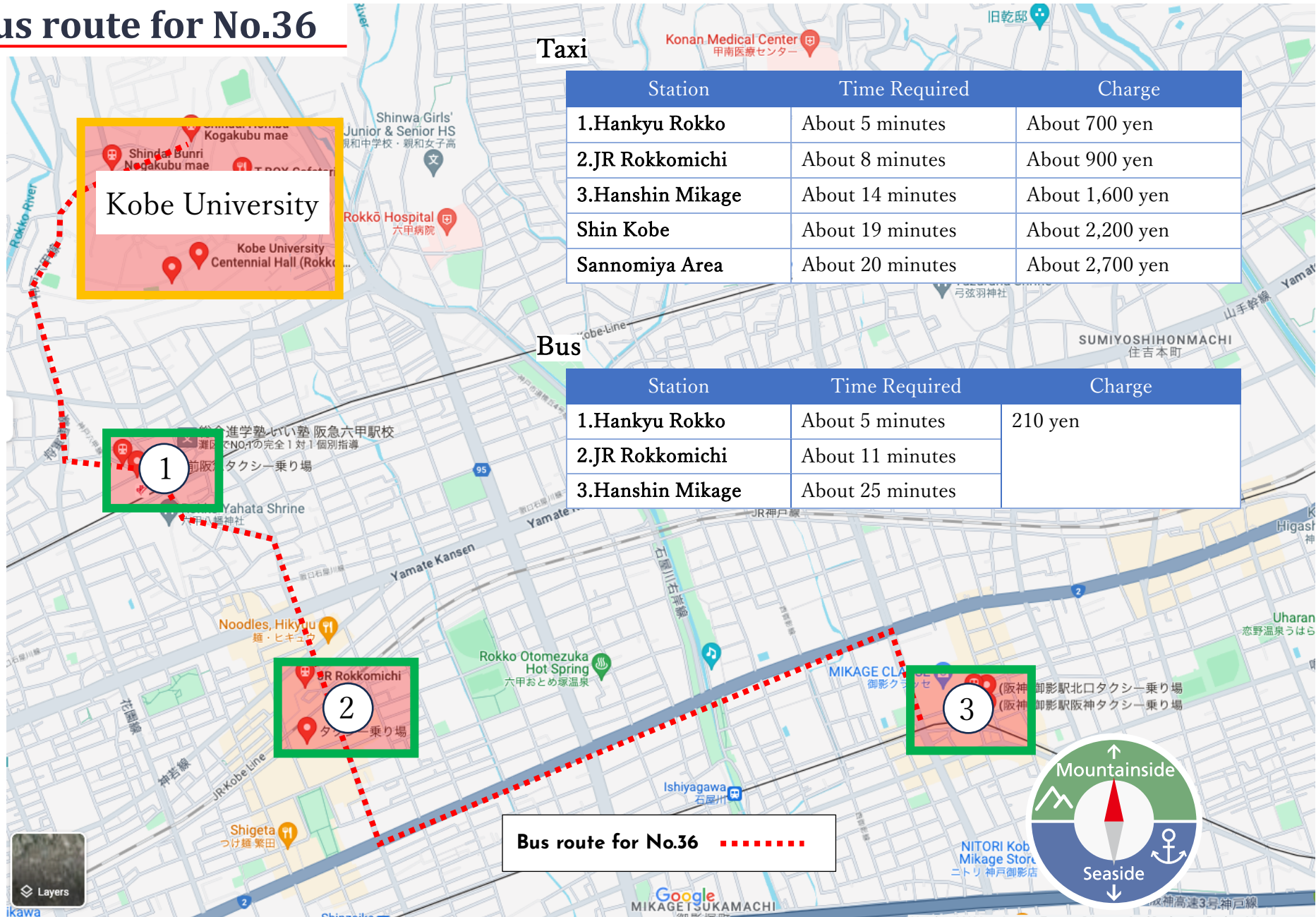
**Venue for Symposium**  
102 Kobe University Centennial Hall

Cafeteria, 1st floor (11:30-13:10)  
(coffee shop 11:00-14:00)  
2 min. walk from Venue 102

**Venue for Welcome dinner**  
101 Centeen (LANS BOX)



# Bus route for No.36



## Taxi

Station	Time Required	Charge
1.Hankyu Rokko	About 5 minutes	About 700 yen
2.JR Rokkomichi	About 8 minutes	About 900 yen
3.Hanshin Mikage	About 14 minutes	About 1,600 yen
Shin Kobe	About 19 minutes	About 2,200 yen
Sannomiya Area	About 20 minutes	About 2,700 yen

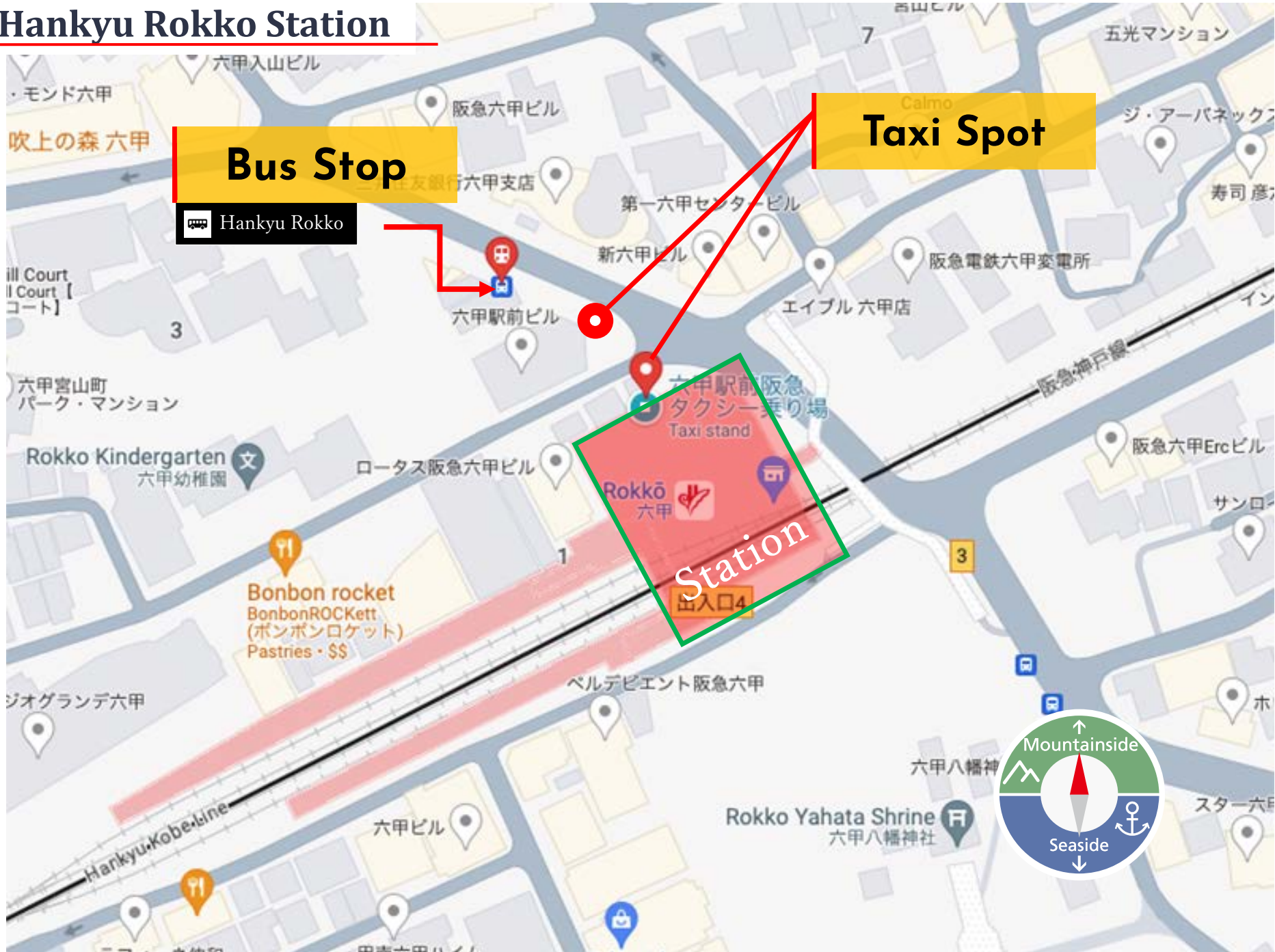
## Bus

Station	Time Required	Charge
1.Hankyu Rokko	About 5 minutes	210 yen
2.JR Rokkomichi	About 11 minutes	
3.Hanshin Mikage	About 25 minutes	

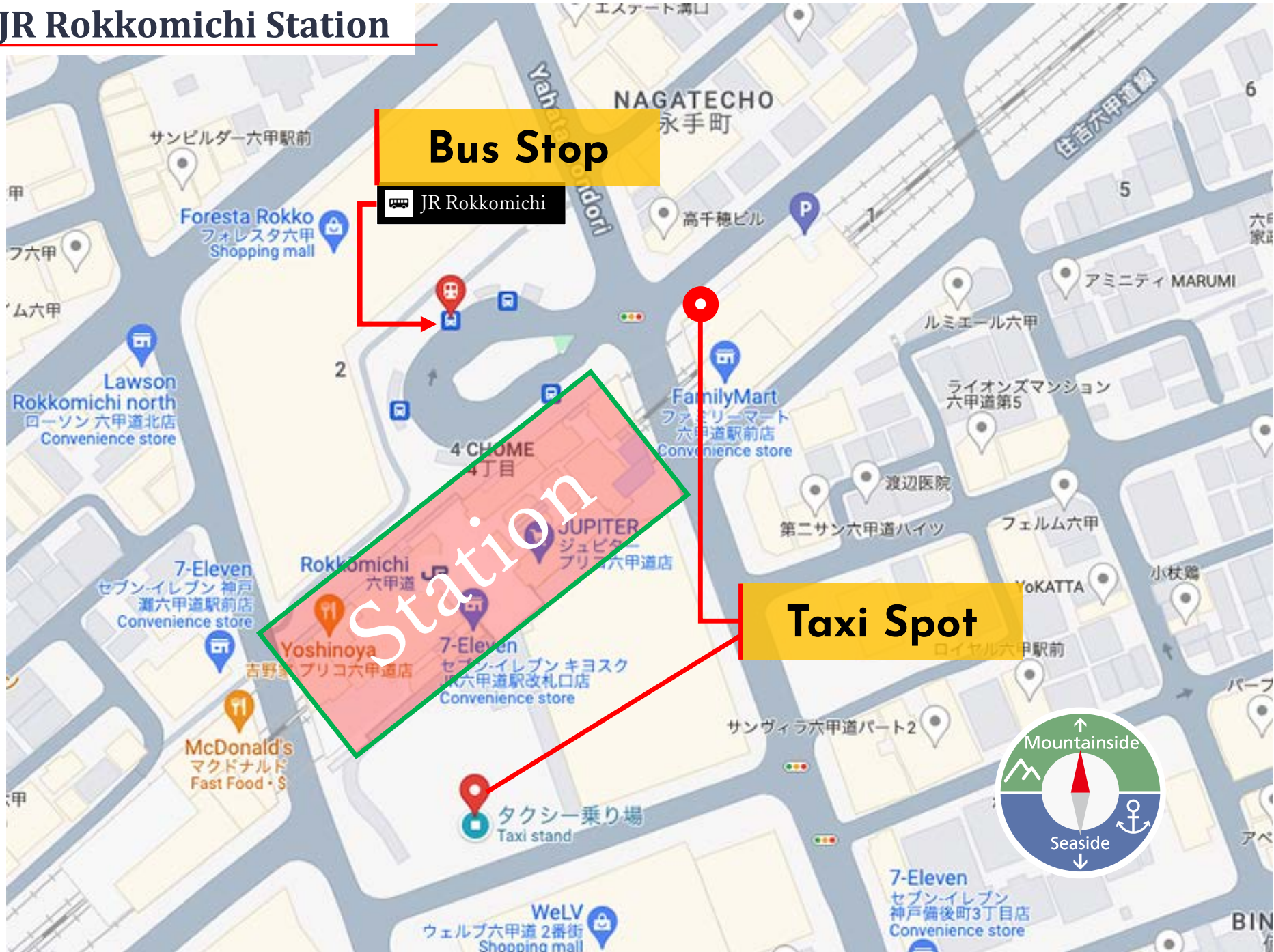


Bus route for No.36

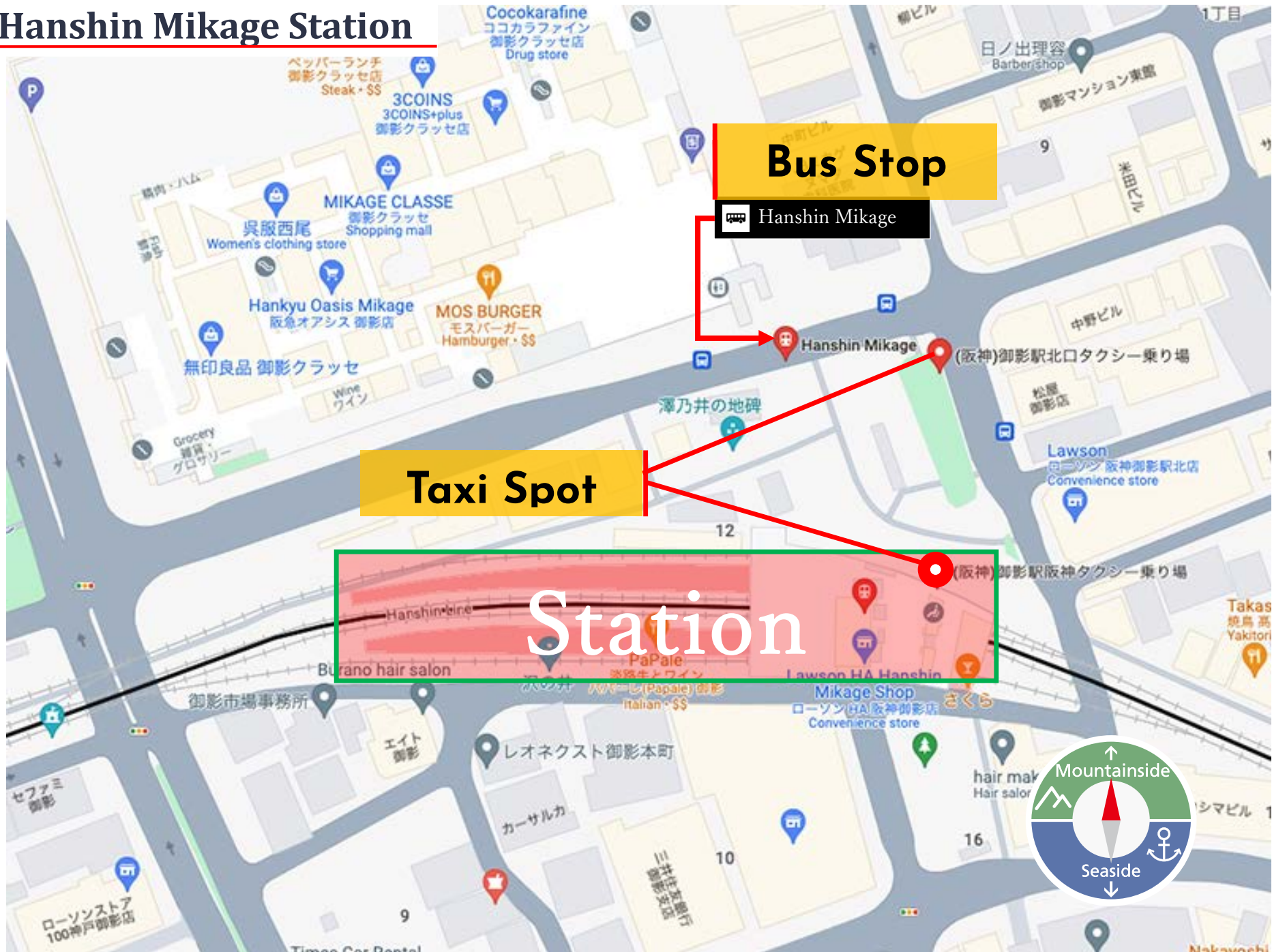
# 1.Hankyu Rokko Station



## 2. JR Rokkomichi Station



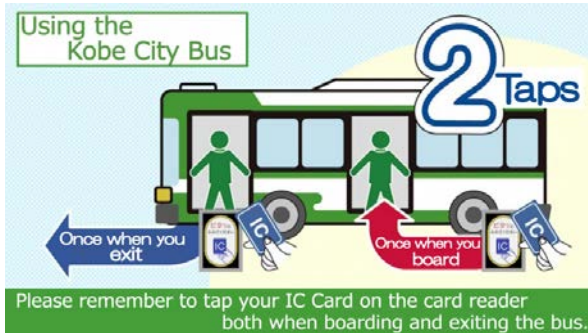
### 3.Hanshin Mikage Station







## How to Ride the City Bus - Kobe City Transportation Bureau



On the Kobe City Bus, please board through the rear door and get off through the front door. Pay your fare when you get off the bus. The City Bus lines are all numbered, and run through the main areas of the city. Fares are a set (Adults: JPY 210, Children: JPY 110) in the city center, or calculated by distance in the suburbs. Routes in some areas are jointly operated with Sanyo Bus and Shinki Bus.

\* Buses do not have change machines for large bills, so please bring coins.

### For Standard (Adults: JPY 210, Children: JPY 110) Fares

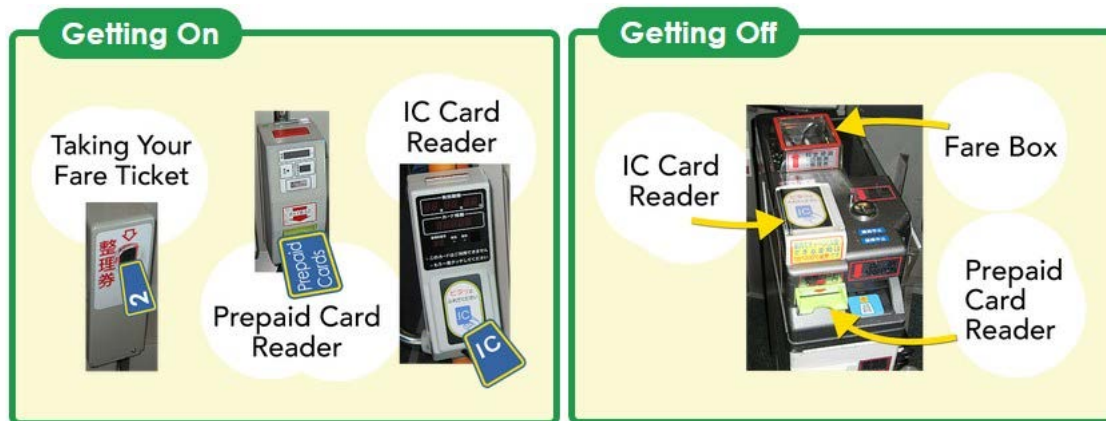
When paying with cash: Deposit your coins in the fare box when getting off.

When using IC Cards like the KANSAI ONE PASS: Tap your IC Card on the card reader by the door when boarding the bus (1st tap). Tap it again on the fare box's card reader when exiting the bus (2nd tap).

### For Distance-Based Fares

When paying with cash: Please take a fare ticket from the machine when you get on the bus. Put the fare ticket into the fare box with your cash when getting off.

When using IC Cards like the KANSAI ONE PASS: Tap your IC Card on the card reader by the door when boarding the bus (1st tap). Tap it again on the fare box's card reader when exiting the bus (2nd tap).



# Line 36 stop list

Destination of this bus

Outward : Tsurukabuto Danchi (鶴甲団地)

Return : JR Rokkomichi (JR 六甲道)

or Hanshin Mikage (阪神御影)

Outward

- 21 Tsurukabuto Danchi (鶴甲団地)  
\*Bus starting and ending points
- 20 Tsuruko 3-chome (鶴甲 3 丁目)
- 19 Tsuruko 2-chome (鶴甲 2 丁目)
- 18 Shindai Ningenhattatsu Kankyogaku  
Kenkyuka Mae (神大人間発達環境学研究科前)
- 17 Rokkodai Kita (六甲台北)
- 16 Rokkodai (六甲台)
- 15 Rokko Danchi Mae (六甲団地前)
- 14 Shindai Seimon Mae (神大正門前)
- 13 Shindai Honbu Kogakubu Mae  
(神大本部工学部前)
- 12 Shindai Rinougakubumae  
(神大文理農学部前)
- 11 Rokkodai Minamiguchi (六甲台南口)
- 10 Rokko Tozanguchi (六甲登山口)
- 9 Hankyu Rokko (阪急六甲)
- 8 Rokkoguchi (六甲口)
- 7 JR Rokkomichi (JR 六甲道)  
\*Bus starting and ending points
- 6 Nada Ward Office (灘区役所前)
- 5 Tokui (徳井)
- 4 Mikage Koukaidoumae (御影公会堂前)
- 3 Mikage Otesuji (御影大手筋)
- 2 Nakamikage (中御影)
- 1 Hanshin Mikage (阪神御影)

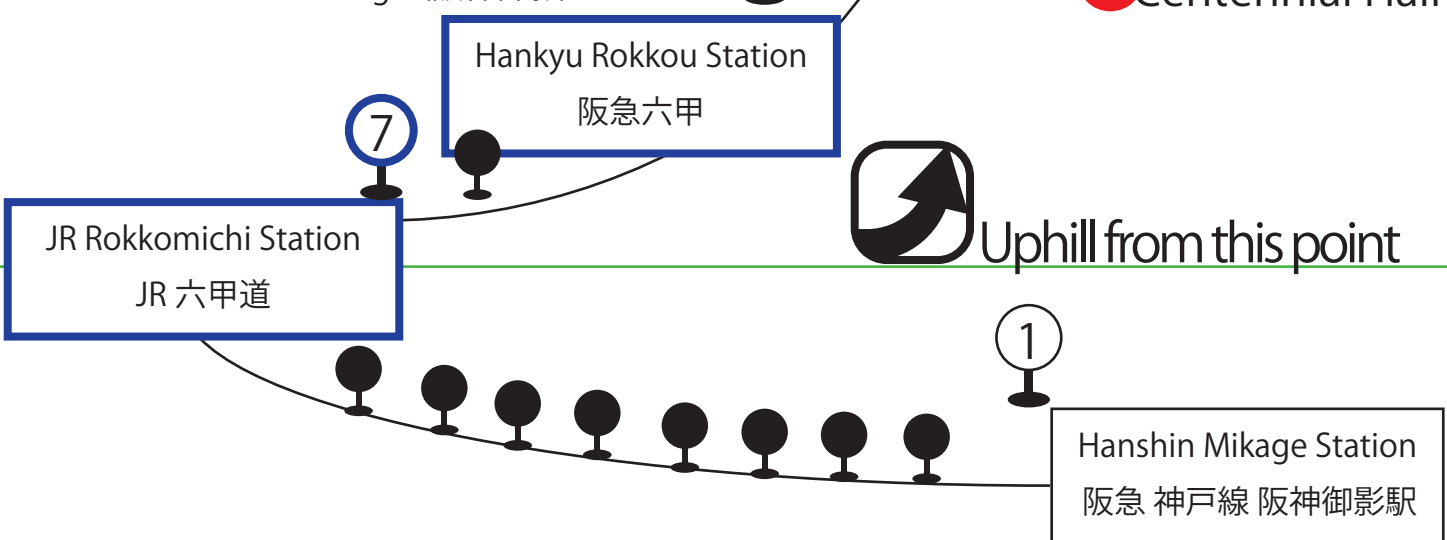
Get Off

Get On

Get On



No.36



Uphill from this point